










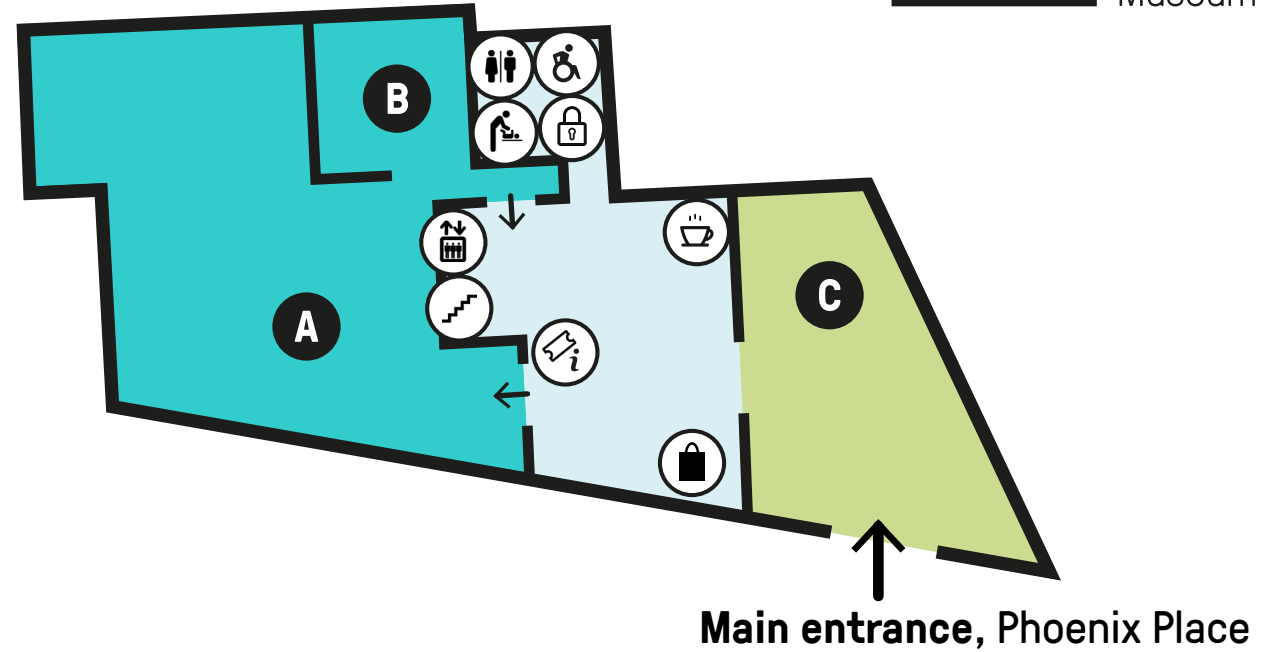
# The Postal Museum



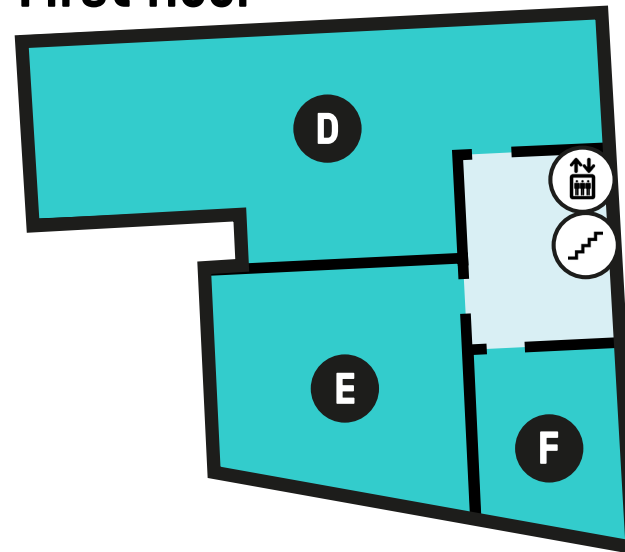
- A** The Postal Museum exhibition
- B** Temporary exhibition space
- C** Courtyard
- D** The Discovery Room (Tue–Fri & select Saturdays)
- E** Learning Space A (Schools and events only)
- F** Learning Space B (Schools and events only)

-  Toilets
-  Accessible toilets
-  Baby changing
-  Café
-  Shop
-  Tickets and information
-  Lockers
-  Stairs
-  Lift

## Ground floor











## First floor

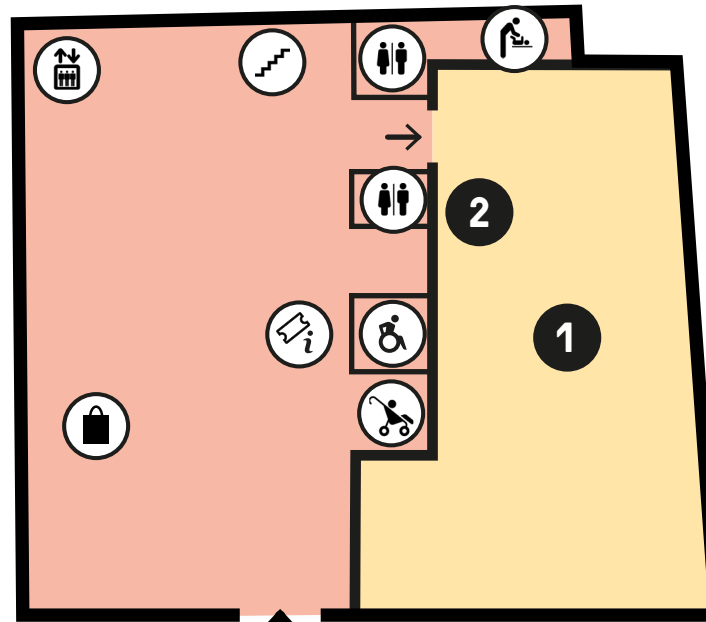


# Mail Rail

- 1** *Sorted!* The Postal Playspace
- 2** Coffee cart (*Sorted!* visitors only)
- 3** Mail Rail Film
- 4** Mail Rail exhibition
- 5** Mail Rail ride
- 6** Mail Rail event space

-  Toilets
-  Accessible toilets and Changing Places
-  Baby changing
-  Buggy parking
-  Shop
-  Tickets and information
-  Stairs
-  Lift

## Ground floor



Mail Rail entrance, Phoenix Place



## Lower Ground floor

