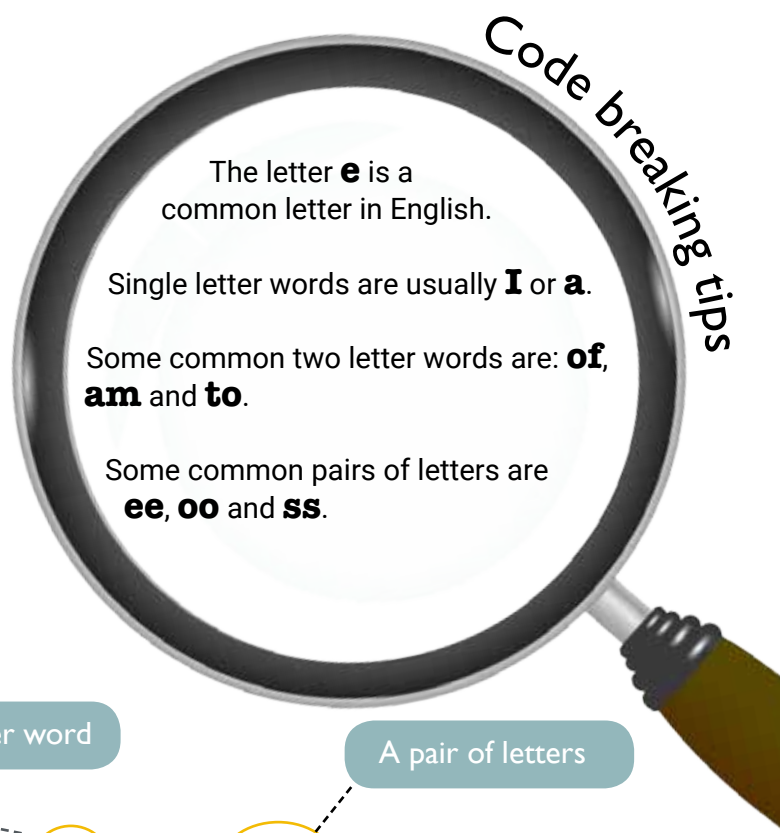
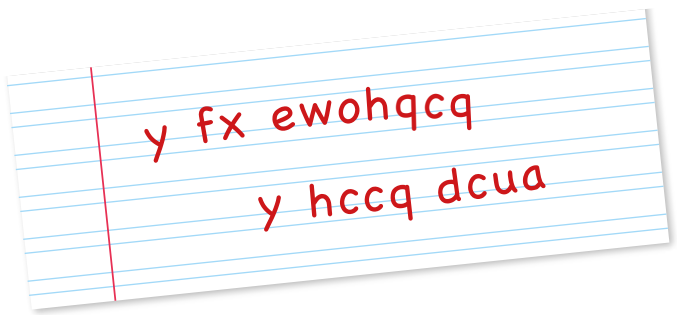


Quick!

A secret message has just arrived.

We've figured out some of the letters. Can you work out the rest?

CLUE! We think that the last word might be **help**.

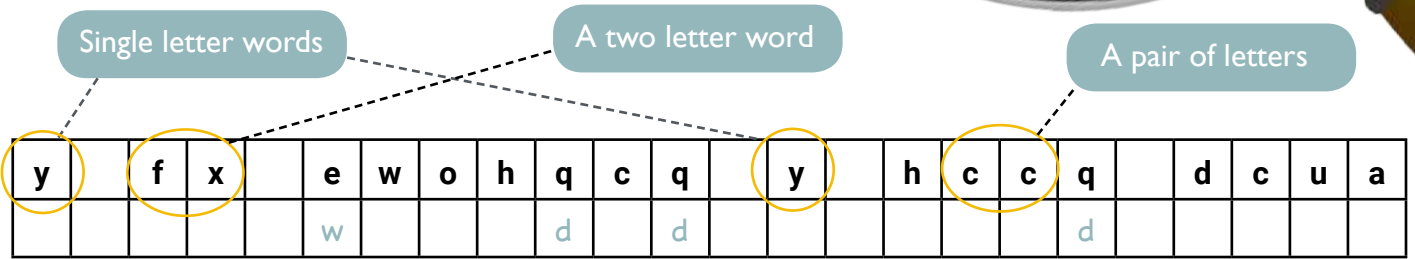


The letter **e** is a common letter in English.

Single letter words are usually **I** or **a**.

Some common two letter words are: **of**, **am** and **to**.

Some common pairs of letters are **ee**, **oo** and **ss**.



German Dictionary

am – bin
 bad – schlecht
 difficult – schwierig
 good – gut
 help – hilfe
 I – ich
 need – brauche
 no – nein
 please – bitte

today – heute
 tomorrow – morgen
 the – das
 water – wasser
 week – woche
 wounded – verwundet
 yes – ja
 yesterday – gestern
 you – sie

Don't forget. The messages Colossus helped to decode were in German.

Use the mini dictionary to translate the secret message above into German.

Write your translation in the box:

Challenge sheet

Your teacher will give your team an encrypted clue!

Your challenge is to use the key to decipher the clue and find the hidden **decoder** as fast as possible.



a	b	c	d	e	f	g	h	i	j	k	l	m
c	e	n	o	r	w	x	y	u	p	j	k	g
n	o	p	q	r	s	t	u	v	w	x	y	z
b	f	m	s	d	q	z	v	t	l	i	h	a

The Key

Follow the dotted line and cut out the **decoder**. Place it on the letter grid below. This will reveal the letters of a mystery word.

A	K	B	R	P	J	T	Q	B	A	Y	S
E	N	S	A	L	W	F	A	Y	Q	H	I
D	O	I	K	M	N	A	U	T	P	A	R
A	O	U	G	A	K	I	T	L	Y	S	U
L	A	U	A	F	P	L	G	A	K	S	N
C	O	A	D	W	H	K	A	U	A	L	L
L	L	I	R	I	F	Z	O	F	B	E	N
F	D	N	A	Q	O	C	M	S	H	A	Q
G	J	L	B	A	R	H	B	A	L	O	S
I	Y	F	A	O	D	A	T	W	E	E	R
S	A	I	Y	F	J	A	P	U	Q	D	A
O	R	Q	P	L	H	G	I	F	Y	H	Z



Find all four **decoders**. Work out the mystery words and complete the sentence below.

A General Post Office _____ at _____ designed
_____ to decode the German _____ messages.

05 – Cracking the Code

Teachers' Clue Sheet (Teacher eyes only!)

Students take on a 'Top Secret' operation in teams. Their challenge is to decipher cryptic clues and find four decoders hidden around the school to reveal a secret message.

Set up the Decoder Challenge

- Divide the students into teams (four - six teams for an average class of 30).
- Copy this sheet for each team and cut out the cryptic clues.
- Make a copy of the decoder sheets for each team.
- Cut the decoder sheets in half and put copies of the same decoder into each envelope.
- Hide the decoders in position. Do not cut along the dotted line – allow students to do this.
- E.g. 'Clue 1' will lead to 'Envelope 1' hidden near the piano.
- Put a Challenge Sheet with letter grid on each team table.
- Give each team the four clues.

Run the Decoder Challenge

- Start each team in a different order.
- Explain that the classroom is their Research Station and they must bring each decoder back and use the letter grid on the 'Challenge sheet' to reveal the secret word.
- Encourage students to work together – and fast – to beat the clock!

1. Near the piano

1

brcd zyr mucbf

2. By the goal posts

2

eh zyr xfck mfqzq

3. By the bike rack


3

eh zyr eujr dcnj

4. Outside bench

4

fvzquor erbny




1

TOP SECRET DECODER

Great work! Take this decoder back to the Research Station.

Cut along the dotted lines. Place the decoder over the letter grid on the 'Challenge sheet' to reveal the mixed up letters.

Rearrange the letters to reveal the mystery word.



2

TOP SECRET DECODER

Great work! Take this decoder back to the Research Station.

Cut along the dotted lines. Place the decoder over the letter grid on the 'Challenge sheet' to reveal the mixed up letters.

Rearrange the letters to reveal the mystery word.



TOP SECRET DECODER

Great work! Take this decoder back to the Research Station.

Cut along the dotted lines. Place the decoder over the letter grid on the 'Challenge sheet' to reveal the mixed up letters.

Rearrange the letters to reveal the mystery word.



TOP SECRET DECODER

Great work! Take this decoder back to the Research Station.

Cut along the dotted lines. Place the decoder over the letter grid on the 'Challenge sheet' to reveal the mixed up letters.

Rearrange the letters to reveal the mystery word.