


ACTIVITIES

THE EXETER MAIL COACH

Prints of the lioness attacking the Royal Mail coach helped to spread the story all over the country.





MAIN LINKS TO THE CURRICULUM


Early years foundation stage: Literacy, Communication and Language


Key Stage 1/2: Literacy (sequencing and predicting events, retelling stories)

Suggestions for activity ideas:


 Ask children to look at the painting of the Exeter Mail Coach and describe what they see. Things to look for: the weather, the time of day and season, people on the coach (guards and passengers), number of horses, which horse the lioness is attacking, the building in the background and clues as to what type of building it is, the people looking out of the window (local people, the innkeeper and passengers who have prevented others getting in), the breed of dog.


 Compare this story with what children consider to be the scariest episode in *The Jolly Postman*, e.g. the Wolf or the Witch.

 Discuss together what might have happened if all the passengers had been trapped in the mail coach.


 Encourage children to role-play the scene from the point of view of the mail guard, the horse, the passengers, the onlookers or the innkeeper.

TEMPLATES 11: The Lioness and the Exeter Mail Coach (p.28)


 This activity tasks children to rewrite the story of the Exeter Mail Coach using boxes to encourage understanding of writing a story with a beginning, middle and conclusion.

 Discuss writing a story and how writers develop the plot sequentially, i.e. with an introduction, development of the story line, action, resolution and conclusion.

Differentiation activities:

 Children draw pictures and add speech bubbles to make a cartoon of the story.

Extension activities:

 Ask children to choose a favourite story from the school library and to pick out the key events in the plot and talk about the sequence.