

# ACTIVITIES

## WRITING AND SENDING A LETTER

*The Jolly Postman* includes different types of mail: a letter of apology (Mr and Mrs Bear), a postcard (Mr V Bigg), an official letter (B. B. Wolf Esq.) and a birthday card (Goldilocks). These activities introduce the idea that the purpose of a letter, and who it is being sent to, make a difference to the way we write.



### MAIN LINKS TO THE CURRICULUM


**Early years foundation stage:** Literacy, Communication and Language


**Key Stage 1/2:** Literacy (writing different types of letters, cards, invitations etc., addressing envelopes, writing in character, using different types of language, e.g. persuasive, empathetic)


**You will need:** a variety of letters, circulars, postcards, and invitations, including some from abroad.



### Suggestions for activity ideas:

 Ask children to bring in examples of different letters from home and look at addresses, postmarks, postcodes, adverts and stamps. Encourage children to compare them with letters and other items in *The Jolly Postman* books.

 Using letters from other countries, ask children to list/talk about the differences in the way letters are marked, addressed and stamped.


 Compare the language of two letters in *The Jolly Postman*. For example, in the letter to Mr Wolf, talk about 'official' words and phrases that mean that if he doesn't mend his ways there will be trouble! In the letter to Mr and Mrs Bear, ask children to count the ways Goldilocks says 'sorry' for her behaviour and point out that her letter is not so formal.

### TEMPLATE 3: My emojis (p.12)

#### Differentiation activities:

 Children design emojis to illustrate 'happy', 'surprised', 'cross' and 'sad'.

#### Extension activities:

 Children choose a character in *The Jolly Postman* books, or a parent, friend or teacher, and write a letter to them. They decide on the purpose of the letter, e.g. an invitation to a birthday party, a letter to say 'thank you' for a present, or an apology note for something, each using appropriate words.